



2012



..... 3

/ ..... 5

, , ..... 7

, , .....14

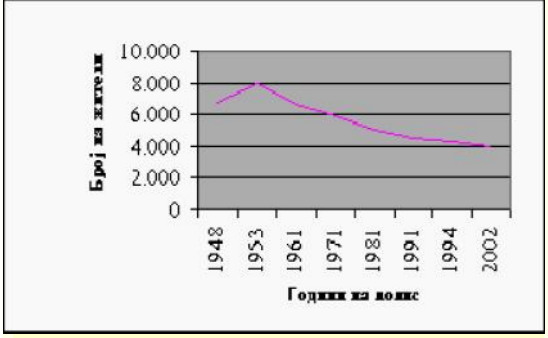
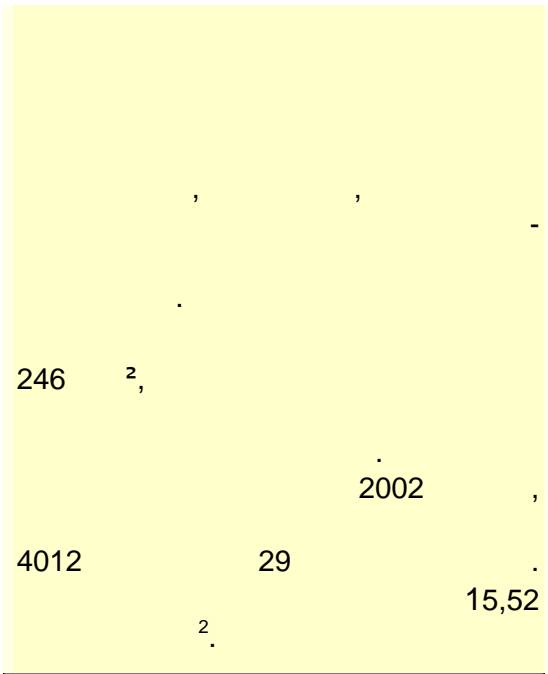
.....20

.....21

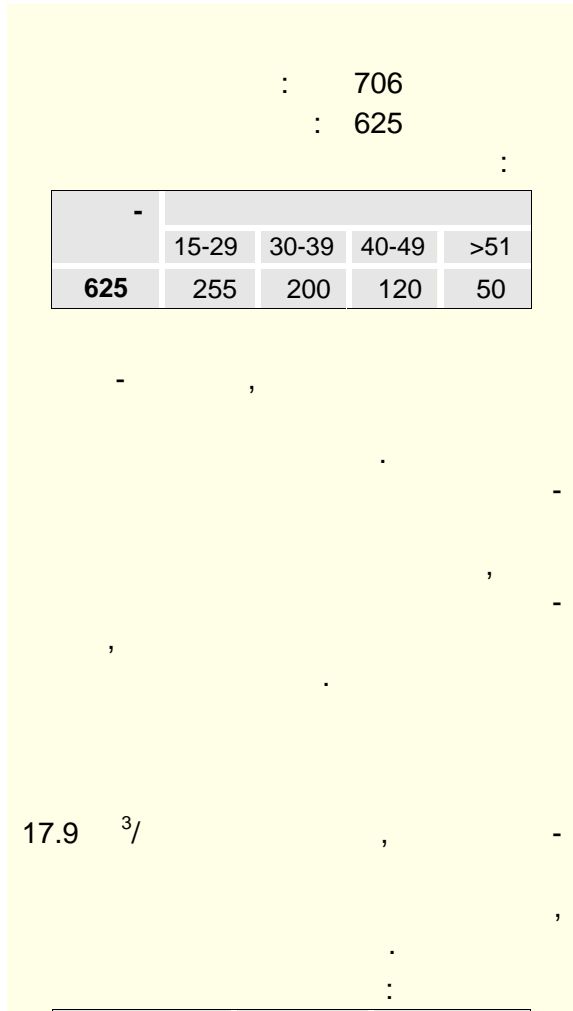



1.


1.1.



	3.200	728	54	12	18
(%)	79,8	18,1	1,3	0,3	0,5



	( )	( )	( )
	9.185	622	5.225





, ):

	-				
	(%)	(%)	(%)	(%)	(%)
· · /	15 25	60	6 25	24	7 25
· · /	3.912	97	3.035	76	3.182
· · ·	4.012		4.012		4.012
· /	157		66		69
( <sup>2</sup> )	259	60	259	25	259

	13
	15
	3.912
	12
- ( )	184
	3
+ ) / (	54,5
KW	37,5
( <sup>3</sup> )	771

:

-5 - -  
 ( - )  
 -75, ( - ),  
 -6 ( - )  
 )  
 - - - .

	-		-	-	
	42,80	37,90	0,50	26,40	107,60
	3,80	10,80	1,60	17,40	33,50

1.2.

2012  
 2012  
 “  
 2012 ,  
 ■ - 31.10.2012 ,  
 2012 , : - ;  
 - 27.12.2012 ,  
 2012 , N1  
 ■ - 31.10.2011 ,  
 2012 , N1 ;



2012

## 2.

## 2.1.

		2010		2011		2011		
			%		%			%
		<b>52,343,203</b>	<b>100.0</b>	<b>52,343,203</b>	<b>100.0</b>	<b>84,191,612</b>	<b>56,625,098</b>	<b>100.0</b>
<b>71</b>		<b>3,520,530</b>	<b>6,7</b>	<b>3,520,530</b>	<b>6,7</b>	<b>6,348,375</b>	<b>3,988,341</b>	<b>7,0</b>
711		83,611	0,2	83,611	0,2	110,000	86,091	0,2
713		1,087,783	2,1	1,087,783	2,1	2,486,375	1,113,508	2,0
717		2,349,136	4,5	2,349,136	4,5	3,300,000	2,788,743	4,9
718	Такси за корис .или дозв.за врш. деј.	0	0.0	0	0.0	470,000	0	0,0
<b>72</b>		<b>2,149,517</b>	<b>4,1</b>	<b>2,149,517</b>	<b>4,1</b>	<b>3,200,000</b>	<b>2,408,148</b>	<b>4,3</b>
722		176,974	0.3	176,974	0.3	360,000	146,455	0,3
723		553,075	1.1	553,075	1.1	800,000	640,878	1,1
724		7,500	0.0	7,500	0.0	40,000	0	0,0
725		1,411,968	2.7	1,411,968	2.7	2,000,000	1,620,815	2,9
<b>73</b>		<b>514,734</b>	<b>1.0</b>	<b>514,734</b>	<b>1.0</b>	<b>3,400,000</b>	<b>1,311,584</b>	<b>2,3</b>
733	Продажба на зем .и немат. вложу.	514,734	1.0	514,734	1.0	3,400,000	1,311,584	2,3
<b>74</b>		<b>46,158,422</b>	<b>88.2</b>	<b>46,158,422</b>	<b>88.2</b>	<b>71,243,237</b>	<b>48,917,025</b>	<b>86.4</b>
741		46,158,422	88.2	46,158,422	88.2	69,780,625	47,717,966	84,3
742		0	0.0	0	0.0	1,462,412	1,199,060	2,1

## 2.1.1.

<b>46,353,663</b>	<b>19,143,723</b>	<b>35,575,537</b>	<b>35,575,537</b>	<b>800,000</b>	<b>706,778</b>	<b>1,492,412</b>	<b>1,199,060</b>	<b>0</b>	<b>0</b>
-------------------	-------------------	-------------------	-------------------	----------------	----------------	------------------	------------------	----------	----------

## 2.2.

		2010		2011		2012		
			%		%			%
		<b>50,943,918</b>	<b>100.0</b>	<b>45.877.935</b>	<b>100.0</b>	<b>84,191,612</b>	<b>50,976,356</b>	<b>100.0</b>
<b>40</b>		<b>28,169,540</b>	<b>55.3</b>	<b>28.439.228</b>	<b>62.0</b>	<b>31,077,443</b>	<b>28,786,356</b>	<b>56,5</b>
401		20,824,675	40.9	20.306.929	44.3	21,475,663	20,576,801	40,4
402		7,344,866	14.4	7.566.614	16.5	8,305,000	7,662,077	15,0
404		994,839	2.0	565.685	1.2	547,478	547,478	1,1
<b>41</b>		<b>105,940</b>	<b>0.2</b>	<b>113.251</b>	<b>0.2</b>	<b>150,000</b>	<b>6,666</b>	<b>0,0</b>
<b>42</b>		<b>15,096,141</b>	<b>29.6</b>	<b>11.844.168</b>	<b>25.8</b>	<b>19,626,382</b>	<b>13,205,745</b>	<b>25,9</b>
420		35,233	0.1	19.280	0.1	236,100	120,114	0,2
421		6,277,840	12.3	4.710.275	10.2	6,483,300	5,002,728	9,8
423		1,143,485	2.2	1.123.400	2.4	1,742,425	1,279,665	2,5
424		856,130	1.7	584.595	1.3	1,695,000	679,410	1,3
425		5,102,640	10.1	4.136.048	9.0	6,593,975	4,815,006	9,4
426		1,099,813	2.1	1.270.569	2.8	2,875,582	1,308,823	2,6
427		580,00	1.1	0	0.0	0	0	0,0
<b>46</b>		<b>872,848</b>	<b>1.7</b>	<b>327.866</b>	<b>0.7</b>	<b>1,830,000</b>	<b>351,558</b>	<b>0,7</b>
461		540,000	1.1	192.000	0.4	960,000	0	0,0
463		292,000	0.5	95.000	0.2	400,000	310,000	0,6
464		40,848	0.1	40.866	0.1	470,000	41,558	0,1
<b>47</b>		<b>0</b>	<b>0.0</b>	<b>23.331</b>	<b>0.1</b>	<b>100,000</b>	<b>16,665</b>	<b>0,0</b>
471		0	0.0	23.331	0.1	100,000	16,665	0,0
<b>48</b>		<b>6,699,448</b>	<b>13.2</b>	<b>5.130.091</b>	<b>11.2</b>	<b>31,572,537</b>	<b>8,609,323</b>	<b>27,3</b>
480		1,603,856	3.1	50.000	0.1	415,250	262,237	0,5
481		2,217,156	4.4	2.338.902	5.1	0	0	0,0
482		2,268,704	4.5	2.368.600	5.2	30,572,537	7,960,739	15,6
483		97,520	0.2	22.560	0.1	70,000	60,200	0,1
485		97,250	0.2	121.516	0.2	100,000	97,595	0,2
486		414,962	0.2	228.512	0.5	250.000	228.552	0,4



2012

2012 :

-	/	-	%
<b>A0</b>		<b>2,565,288</b>	<b>1,136,350</b> <b>44,3</b>
A00		2,565,288	1,136,350 44,3
<b>D0</b>		<b>5,388,000</b>	<b>3,304,102</b> <b>61,3</b>
D00		5,188,000	3,304,102 61,3
D10		200.000	0 0,0
<b>E0</b>		<b>5,040,375</b>	<b>4,294,450</b> <b>85,2</b>
E00		5,040,375	4,294,450 85,2
<b>F1</b>		<b>1,500,000</b>	<b>430.376</b> <b>28,7</b>
F10		1,500,000	430.376 28,7
<b>G1</b>		<b>100.000</b>	<b>4,361</b> <b>4,4</b>
G10		100.000	4,361 4,4
<b>G2</b>		<b>3,220,000</b>	<b>310,606</b> <b>9,6</b>
G20		100.000	83,542 83,5
G2A	КУЛТУРЕН ТУРИЗАМ БАРГАЛА - ДВОРНО УРЕДУВАЊЕ	2,000,000	227,064 11,4
G2B	КУЛТУРЕН ТУРИЗАМ БАРГАЛА - 10(20)	1,120,000	0 0,0
<b>J</b>		<b>24,850,000</b>	<b>8,367,295</b> <b>33,7</b>
J00		100,000	0 0,0
2		2.000.000	0 0,0
J30		1,600,000	1.442.011 90,1
J40		200,000	171.824 85,9
J60		400,000	0 0,0
J70		50.000	0 0,0
JA0		700,000	178.985 25,6
JD		9,150,000	6,261,643 68,4
JF0		150.000	0 0
JG		6,520,000	289,526 4,4
Jl0		1,350,000	0 0,0
JJ0	ИЗГРАДБА НА ДЕПОНИИ ЗА ОТПАД	300,000	0 0,0
JM0	( )	2,080,000	22,306 1,1
NO	( )	250,000	0 0,0
<b>K4</b>		<b>1,600,000</b>	<b>149,562</b> <b>9,3</b>
K40		100,000	30,130 30,1
4		1,500,000	119,432 8,0
<b>L0</b>		<b>1,200,000</b>	<b>310,420</b> <b>25,9</b>
L00		1,200,000	310,420 25,9
		<b>1.462.412</b>	<b>1.199.056</b> <b>81,99</b>
MBA	ТУРИЗМОТ - НАША ЗАЕДНИЧКА ИДНИНА ОД СТРУМА ДО БРЕГ	1.462.412	1.199.056 81,99
<b>N1</b>		<b>36.375.537</b>	<b>31.470.766</b> <b>86,5</b>
N10		36.375.537	31.470.766 86,5
R1		<b>890,000</b>	<b>0</b> <b>0,0</b>
R10		190,000	0 0,0
R1		700,000	0 0,0
	:	<b>84,191,612</b>	<b>50,976,313</b> <b>60,5</b>

2.2.1.

46,353,663	18,306,491	35,575,537	30,788,818	800,000	681,948	1,462,412	1,199,056	0	0
------------	------------	------------	------------	---------	---------	-----------	-----------	---	---

3.

31.12.2012

.										
							31.12.2012	2013		
<b>I</b>					<b>10.864.755</b>	<b>10.864.755</b>	<b>6.331.292</b>		<b>6.331.292</b>	<b>4.533.463</b>
					<b>4.664.307</b>	<b>4.664.307</b>	<b>2.517.629</b>		<b>2.517.629</b>	<b>2.146.678</b>
1	1,9 -2001 .	1	1	15	944.218	944.218	944.218		944.218	0
2	. . . CITROEN, Jumper Minibus 4-40.L3H2 3,0 HD1, . : VF7DMMC11555026, . : DMM/10A2060876669	1	1	15	1.825.486	1.825.486	935.562		935.562	889.925
3	. . . SKODA OCTAVIA, 1,9 TDI, . : TMBCS 122A2090158, . : BHE C73769	1	1	15	1.573.573	1.573.573	609.760		609.760	963.813
	Novonabaveni vo 2012 godi na									
4	, 115, r : 13621, : 141723 (01.03.2012 )	1	1	15	321.030	321.030	28.090		28.090	292.940
					<b>67.826</b>	<b>67.826</b>	<b>36.522</b>		<b>36.522</b>	<b>31.304</b>
5	(16.12.2009)	1	1	20	39.261	39.261	23.557		23.557	15.704
6	(16.12.2009)	1	1	20	11.175	11.175	6.705		6.705	4.470
7	(16.12.2009)	1	1	12	17.390	17.390	6.261		6.261	11.129
					<b>70.659</b>	<b>70.659</b>	<b>42.975</b>		<b>42.975</b>	<b>27.684</b>
8	-5	1	1	14	14.676	14.676	14.677		14.677	0
9		4	4	14	12.113	12.113	12.113		12.113	0
10	ISDN (NTnet) USB	1	1	14	3.028	3.028	3.028		3.028	0
11	PSTN , . 300-012	1	1	14	1.816	1.816	1.725		1.725	91
12	. . .071/869-077 Alcatel OT331	1	1	14	4.605	4.605	4.606		4.606	0
13	(01.07.2010)	1	1	14	25.575	25.575	5.072		5.072	20.503
14	tel efon PANASONI K KX-TS500FXW	4	4	14	2.558	2.558	507		507	2.050
15	tel efon PANASONI K KX-TS7730CE MASTER	1	1	14	6.287	6.287	1.247		1.247	5.040



2012

					155.925	155.925	132.282		132.282	23.643
16	6 KW	1	1	14	14.676	14.676	14.677		14.677	0
17	3,5 KW	4	4	14	12.113	12.113	12.113		12.113	0
18	" " - 1600 W	1	1	14	3.028	3.028	3.028		3.028	0
19	10	1	1	14	1.816	1.816	1.725		1.725	91
20	( ) Elind-3.5 KW	1	1	14	4.605	4.605	4.606		4.606	0
21	12 (10.08.2008 )	1	1	14	25.575	25.575	5.072		5.072	20.503
22	18 (10.08.2008 )	4	4	14	2.558	2.558	507		507	2.050
23	( 2010 )	1	1	14	6.287	6.287	1.247		1.247	5.040
24	Kvarcna greal ka / ( 2011 god)				<b>70.659</b>	<b>70.659</b>	<b>42.975</b>		<b>42.975</b>	<b>27.684</b>
					<b>787.298</b>	<b>787.298</b>	<b>593.336</b>		<b>593.336</b>	<b>193.963</b>
25	KW, Q=7-7 l/sek, Hmin.95 m, N=7,5	1	1	20	153.937	153.937	153.891		153.891	47
26	KW, Q=7-7 l/sek, Hmin.95 m, N=7,5	1	1	20	149.095	149.095	149.095		149.095	0
27	KW, /Q=7-7 l/sek, Hmin.95 m, N=7,5	2	2	20	366.730	366.730	257.289		257.289	109.442
28	(31.12.2007 )	1	1	12	32.070	32.070	19.242		19.242	12.828
29	( 2011)	1	1	12	2.109	2.109	422		422	1.687
30	(31.11.2012 )	1	1	12	31.064	31.064	3.728		3.728	27.336
31	NIKON S400 (01.04.2011)	2	2	12	26.021	26.021	5.204		5.204	20.817
32	Motorna kosa FS 55 (01.07.2011)	1	1	12	26.272	26.272	4.466		4.466	21.806
					<b>1.942.926</b>	<b>1.942.926</b>	<b>1.685.291</b>	-	<b>1.685.291</b>	<b>257.635</b>
33	166	1	1	20	63.488	63.488	63.488		63.488	0
34	" " LQ - 300	1	1	20	16.194	16.194	16.194		16.194	0
35	P4 Intel Professional P4 2.8 Ghz	2	2	20	108.922	108.922	108.922		108.922	0
36	Xerox Pxaser 3130 (21.06.2004 g.)	1	1	20	23.904	23.904	23.904		23.904	0
37	Epson Stulus C84 (21.06.2004 g.)	1	1	20	11.240	11.240	11.240		11.240	0
38	Xerox WorkCentre M15i (21.06.2004 g.)	1	1	20	79.071	79.071	79.071		79.071	0
39	- (21.06.2004 g.)	1	1	14	80.817	80.817	80.818		80.818	0
40	P4 Intel MD1024/160SA APC-System-I	1	1	20	65.754	65.754	65.754		65.754	0
41	P4 Intel MD512/120SA APC-System-II	1	1	20	61.300	61.300	61.300		61.300	0
42	4 : Xerox Phaser 3150	1	1	20	32.847	32.847	32.847		32.847	0
43	3 Inkjet Colour Printer:DeskJet 980	1	1	20	42.225	42.225	42.224		42.224	0





2012

44	Scanner size A4: Xerox OneTouch 4800	1	1	20	10.838	10.838	10.838		10.838	0
45	MPU client Urban-Planing Soutware-Arc View	1	1	20	100.059	100.059	100.060		100.060	0
46	MUPUs "Daughter Network connection	1	1	20	15.138	15.138	15.138		15.138	0
47	PSTN analogue modem	1	1	20	8.724	8.724	8.724		8.724	0
48	.P4 Cel D 2.80 Ghz, Mon.17" Hyundai Q770	1	1	20	61.300	61.300	61.300		61.300	0
49	. HP Compaq dc 510, LCD Mon.HPL1506 15"	2	2	20	153.221	153.221	153.222		153.222	0
50	MPU client Finasovo robot. Soutware-Fin. View 9	1	1	20	129.564	129.564	129.564		129.564	0
51	Dell PE 1800, W2003 Server 5 CAL (27.11.2006)	1	1	20	50.161	50.161	50.161		50.161	0
52	Komp. Dell GX520DT, 512, LCD Dell mon. 15"	4	4	20	306.443	306.443	306.443		306.443	0
53	Dell PowerConnect 2224 Swich (27.11.2006)	1	1	20	18.600	18.600	18.600		18.600	0
54	Dell Laser Printer 1710N (27.11.2006)	1	1	20	35.139	35.139	35.140		35.140	0
55	Printer A3 EPSON LQ 2090 (27.11.2006)	1	1	20	48.802	48.802	48.801		48.801	0
56	APC Smart-UPS 1500i, 9800 Watt, tower mount	1	1	20	30.602	30.602	30.603		30.603	0
57	.PIV core duo: CPU Dual Core P4 3.4 GHz 2x2MB 800 MHz, RAM Dimim 512 MB DDR2 533 MHz, HDD 80GB SATA 2 HDS721680PLA380, DVD RW +/- 18x AD5170A Black, Graphics ATI PCX X550 128/512MB Hypermem TVO/DVI; Monitor LCD 17" X71S 8ms 700:1 w/Speakers	1	1	20	43.039	43.039	43.039		43.039	0
58	MultiFunction (A4 Print, Scan, Copy, FAX) A4 Format 600 dpi resolution, 16 MB System+2 MB Fax, Max 20 black text pages per min, Scan 600 x 600 dpi, Zoom 25-400%, Modem/Fax 33,6 Kpbs	1	1	20	27.388	27.388	27.388		27.388	0
59	Digital video camera: 16:9 high resolution with wide-angle LCD screen, 25 optical zoom, takes photographs (SD card), Night Mode LED light, DIGIC DV, attached cover for the objective	1	1	20	46.951	46.951	46.950		46.950	0
Novonabaveni vo 2012 godi na										
60	Lap Top Computer> Notebook Dell Inspiron N5110 intel i5-2450M 8GB/500GB HDD/nVidia GT525M 1GB/15.6" HD Display/ HDM /Windows 7 Ultimate/ (14.08.2012)	1	1	20	81.047	81.047	4.052		4.052	76.995
61	Epson EB-X14, 3LCD XGA videoprojector, 3000 ANSI lm, contrast ratio 3000:1, AV Mute Slide and Instant off functionalities, 1W speaker, USB Display, E-TORL Lamp (life 5000h) (14.08.2012)	1	1	20	106.121	106.121	5.306		5.306	100.814
62	Dig. Camera Nikon Coolpix P510 Black, SD memory card 32Gb/ Stative/holder (14.08.2012)	1	1	20	45.502	45.502	2.275		2.275	43.227



2012

63	Screen DS-3084PMG+ 4:3 84" 1790mm x 1416mm, Steel Square Casing with Speed control (14.08.2012)	1	1	20	22.788	22.788	1.139		1.139	21.649
	Po popi s vo 2012 godi na									
64	HP Laser Jet Profesional P1100 (14.08.2012)	1	1	20	15.738	15.738	787		787	14.951
					<b>978.495</b>	<b>978.495</b>	<b>539.567</b>	<b>-</b>	<b>539.567</b>	<b>438.928</b>
65		6	6	12	34.625	34.625	34.624		34.624	0
66		7	7	12	30.272	30.272	30.272		30.272	(0)
67		2	2	12	2.893	2.893	2.893		2.893	(0)
68	(4,00 0,75)	2	2	12	20.000	20.000	20.000		20.000	0
69	- (1,70 0,75)	2	2	12	10.000	10.000	10.002		10.002	(0)
70	(2,00 0,75)	1	1	12	8.649	8.649	8.649		8.649	(0)
71	- (1,50 0,75)	1	1	12	4.054	4.054	4.054		4.054	(0)
72	" - "(1,40 0,60)	2	2	12	8.107	8.107	8.107		8.107	(0)
73		2	2	12	24.866	24.866	24.866		24.866	(0)
74	( )	1	1	12	11.487	11.487	11.487		11.487	0
75		1	1	12	8.785	8.785	8.785		8.785	(0)
76		1	1	12	5.406	5.406	5.406		5.406	0
77		1	1	12	2.568	2.568	2.568		2.568	(0)
78		3	3	12	4.864	4.864	4.864		4.864	0
79	( )	1	1	12	1.351	1.351	1.351		1.351	(0)
80		1	1	12	8.108	8.108	8.109		8.109	(0)
81		1	1	12	53.472	53.472	53.471		53.471	0
82	24.12. 2003	1	1	12	6.206	6.206	6.206		6.206	0
83	24.12.2003	1	1	12	6.963	6.963	6.963		6.963	0
84	9 ; 24.12.2003	1	1	12	37.530	37.530	37.530		37.530	(0)
85	.160*240*36	1	1	12	17.711	17.711	15.607		15.607	2.104
86	. 225*140*45/36	1	1	12	27.474	27.474	27.474		27.474	(0)
87	.	1	1	10	5.601	5.601	5.277		5.277	324
88	650*550*430/260	1	1	10	56.934	56.934	56.933		56.933	0
89	7 Y 19" (27.11.2006)	1	1	10	12.187	12.187	6.492		6.492	5.695
90	( )	3	3	12	26.354	26.354	15.812		15.812	10.542
91	(22.10.2009)	3	3	12	69.617	69.617	25.506		25.506	44.111



2012

92	(22.102009)	2	2	12	5.947	5.947	2.200	2.200	3.746
93	(22.10.2009)	1	1	12	11.363	11.363	4.204	4.204	7.159
94	(22.10.2009)	1	1	12	4.960	4.960	1.835	1.835	3.124
95	( )- 2010	1	1	12	33.786	33.786	8.447	8.447	25.340
96	( )- 2010	1	1	12	35.605	35.605	11.038	11.038	24.568
97	( 2011)	8	8	12	128.516	128.516	23.133	23.133	105.383
98		4	4	12	38.150	38.150	6.867	6.867	31.283
99		9	9	12	88.235	88.235	15.882	15.882	72.352
100		4	4	12	10.869	10.869	1.957	1.957	8.913
101		1	1	12	18.329	18.329	3.299	3.299	15.030
102		2	2	12	26.641	26.641	4.795	4.795	21.846
103		1	1	12	7.353	7.353	1.324	1.324	6.029
104		13	13	12	62.660	62.660	11.279	11.279	51.382
					<b>2.197.319</b>	<b>2.197.319</b>	<b>783.690</b>	<b>783.690</b>	<b>1.413.629</b>
105	( ) 151 151	1	1	15	161.422	161.422	58.516	58.516	102.906
106	ICB 3CX SUPER SAS-SLP3CXFSVE0451186, Ser. Br. 451186; : AB50582U791629B, god.1997. ( - : 920 ,270 ,580 ; 6 1 , , 1 2.320 ; 1.200	1	1	15	1.830.481	1.830.481	663.549	663.549	1.166.931
107	539, . :4004 363 739, 29,5KW(2010 .)	1	1	15	205.416	205.416	61.625	61.625	143.791
<b>II</b>					<b>162.454.478</b>	<b>162.454.478</b>	<b>10.736.225</b>	<b>10.736.225</b>	<b>151.718.254</b>
					<b>41.544.193</b>	<b>41.544.193</b>	<b>1.467.329</b>	<b>1.467.329</b>	<b>40.076.863</b>
108	.. .2197 (160 <sup>2</sup> )	1	1	1	1.382.389	1.382.389	38.016	38.016	1.344.374
109	.. .1928 76 <sup>2</sup>	1	1	1	237.885	237.885	4.163	4.163	233.721
110	.	1	1	1	1.018.253	1.018.253	28.002	28.002	990.252
111	. .. .2082 .394 <sup>2</sup>	1	1	1	1.035.075	1.035.075	18.114	18.114	1.016.961
112	.. 36	3	3	1	-	-	-	-	-
113	.. 67	3	3	1	-	-	-	-	-
114	.. 49	2	2	1	-	-	-	-	-
115	.. 62	9	9	1	-	-	-	-	-
116	.. .2340 . 23 <sup>2</sup>	1	1	1	71.992	71.992	1.260	1.260	70.732



2012

117	. . .446 . . .2403 , =160 <sup>2</sup>	1	1	1	1.186.468	1.186.468	32.628	32.628	1.153.840
118		1	1	1	2.233.079	2.233.079	61.409	61.409	2.171.670
119	. . .127 . 101 <sup>2</sup>	1	1	1	483.428	483.428	13.294	13.294	470.134
120	. . . 43 . . .904, =155 <sup>2</sup>	1	1	1	244.075	244.075	6.712	6.712	237.363
121	( )	1	1	1	4.688.150	4.688.150	781.140	781.140	3.907.010
122	( -01.01.08 .)	1	1	1	565.892	565.892	21.223	21.223	544.669
123	( 2010 .)	1	1	1	2.618.168	2.618.168	20.160	20.160	2.598.008
124	. . .2197 (160 <sup>2</sup> )	1	1	1	34.213	34.213	599	599	33.614
125	( , , , , , )-	1	1	1	3.375.254	3.375.254	25.314	25.314	3.349.939
126	( , , , , , )-	1	1	1	655.181	655.181	8.190	8.190	646.991
127	( , , , , , )	1	1	1	2.325.584	2.325.584	29.070	29.070	2.296.514
128	(31.12.2009)	1	1	1	16.351.677	16.351.677	367.912	367.912	15.983.764
129	( 2011 )	1	1	1	3.037.432	3.037.432	10.125	10.125	3.027.308
					<b>76.501.717</b>	<b>76.501.717</b>	<b>4.513.357</b>	<b>4.513.357</b>	<b>71.988.360</b>
130	( )	1	1	1	24.951.271	24.951.271	1.587.795	1.587.795	23.363.476
131	( )	1	1	1	6.797.167	6.797.167	424.823	424.823	6.372.344
132	( )	1	1	1	11.952.295	11.952.295	747.020	747.020	11.205.275
133	( )	1	1	1	27.221.274	27.221.274	1.701.326	1.701.326	25.519.948
134	(07.2008)	1	1	1	436.262	436.262	13.818	13.818	422.444
135	( )	1	1	1	358.379	358.379	2.688	2.688	355.692
136	( )	1	1	1	4.785.069	4.785.069	35.888	35.888	4.749.181
					<b>29.444.370</b>	<b>29.444.370</b>	<b>3.986.686</b>	<b>3.986.686</b>	<b>25.457.684</b>
137	( , , , , )	1	1	3	2.982.414	2.982.414	260.962	260.962	2.721.452
138	-	1	1	3	2.565.624	2.565.624	288.633	288.633	2.276.992
139	2007/2008 (14.08.2008 )	1	1	3	2.638.278	2.638.278	230.849	230.849	2.407.429
140	2007	1	1	3	2.721.580	2.721.580	238.138	238.138	2.483.442
141		1	1	3	1.608.922	1.608.922	229.271	229.271	1.379.651
142	( )	1	1	3	4.848.046	4.848.046	690.846	690.846	4.157.200
143	-	1	1	3	10.888.653	10.888.653	1.878.292	1.878.292	9.010.361
144		1	1	3	1.190.852	1.190.852	169.695	169.695	1.021.158



2012

					<b>5.122.109</b>	<b>5.122.109</b>	<b>297.976</b>		<b>297.976</b>	<b>4.824.133</b>
145	( -01.01.2008 )	1	1	1	805.422	805.422	30.204		30.204	775.218
146	- ( )	1	1	1	4.282.540	4.282.540	267.658		267.658	4.014.882
147	Most vo sel o Crvul evo (dogradba) - (11/2011)	1	1	1	34.147	34.147	114		114	34.033
					<b>9.842.091</b>	<b>9.842.091</b>	<b>470.877</b>		<b>470.877</b>	<b>9.371.213</b>
148	( -01.01.2008 )	1	1	1	4.649.811	4.649.811	174.368		174.368	4.475.442
149	( -01.01.2008 .)	1	1	1	3.156.292	3.156.292	118.362		118.362	3.037.930
150		1	1	1	2.035.988	2.035.988	178.147		178.147	1.857.841
	<b>VKUPNO (I + II)</b>				<b>173.319.233</b>	<b>173.319.233</b>	<b>17.067.518</b>		<b>17.067.518</b>	<b>156.251.717</b>
	<b>II.1.</b>	1	1	0	<b>17.208.739</b>	<b>17.208.739</b>	<b>-</b>		<b>-</b>	<b>17.208.739</b>
150.1	. . -II	1	1	0	1.000.000	1.000.000		-	-	1.000.000
150.2	( )	1	1	0	2.581.074	2.581.074		-	-	2.581.074
150.3	- ( 31.12.2008 )	1	1	0	407.203	407.203		-	-	407.203
150.4	- . ( )	1	1	0	613.000	613.000		-	-	613.000
150.5	-	1	1	0	341.933	341.933		-	-	341.933
150.6	-	1	1	0	349.892	349.892		-	-	349.892
150.7		1	1	0	259.128	259.128		-	-	259.128
150.8	( )	1	1	0	5.647.755	5.647.755		-	-	5.647.755
150.9	- . ( )	1	1	0	438.602	438.602		-	-	438.602
150.10		1	1	0	191.585	191.585		-	-	191.585
150.11		1	1	0	549.635	549.635		-	-	549.635
150.12		1	1	0	26.312	26.312		-	-	26.312
	<b>2012:</b>									
150.13	Lokal en pat sel o Tari nci vrska so asfal ten pat sel o Karbi nci - sel o Radawe	1	1	0	864.361	864.361		-	-	864.361
150.14	Pri stapen pat za Arheol o{ ko-Turi stu-ki Pavi qon (del ni ca od R-601-Arheol o[ ko-Turi sti -ki Pavi qon)	1	1	0	3.938.259	3.938.259		-	-	3.938.259
	<b>(I + II + II.1)</b>				<b>190.527.972</b>	<b>190.527.972</b>	<b>17.067.518</b>	<b>-</b>	<b>17.067.518</b>	<b>173.460.454</b>



2012

<b>III</b>	PARI ^NI SREDSTVA VO BLAGAJNA NA @I RO SMETKA	<b>773.067</b> - 773.067					
<b>IV</b>	POBARUVAWA	<b>2.998.161</b>					
	Gra ani	965.923					
	Drugi pobaruvawa	2.032.238					
<b>V</b>	OBVRSKI SPREMA DOBAVUVA^I					<b>6.327.220</b>	
	Organ					6.327.220	
		<b>385.873</b>				<b>385.873</b>	
<b>VI</b>	PASI VNI VREMENSKI RAZGRANI ^UVAWA					<b>20.206.899</b>	
	Organ					17.208.738	
	Buxet					2.998.161	
<b>VII</b>	PRENESEN VI [ OK NA PRI HODI ZA NAREDNA GODI NA ( + )	<b>837,237</b>				<b>837.237</b>	
	Buxet	773,067				773.067	
	Agenci ja za pati { ta	3,666				3,366	
		60,800				60.800	
	( )	4				4	
<b>VIII</b>	AKTI VNI VREMENSKI RAZGRANI ^UVAWA	<b>6.713.093</b>					
		6.713.093					
	Buxet						
<b>IX</b>	I ZVORI NA SREDSTVA					<b>173.460.454</b>	
	DELOVEN FOND					156.251.713	
	VKUPNO AMORTI ZACI JA					17.067.518	
	:	<b>202.235.399</b>			<b>17.067.518</b>	<b>201.076.456</b>	





■ ( / / -864.361,00 ;  
 G –  
 ( ) 2011  
 189.698,00  
 ( )  
 :  
 ■ - 970,00 ;  
 ■ ( ) - 21.336,00 .  
 4 –  
 2012  
 :  
 ■ ( 20112)  
 ■  
 223.990,00  
 LO –  
 2012  
 :  
 ■ “ “  
 ;  
 ■ ( -  
 ) -  
 ;  
 ■ ;  
 ■ ;  
 325.969,00 .

-  
 -  
 ( )  
 ,  
 1.199.056,00 .  
 D0 –  
 2011 , -  
 :  
 - “ “ -  
 ;  
 - ;  
 - .  
 5.176.359,00 .  
 N –  
 :  

	17,352,348
	-
	6,415,602
	15,000
a , ,	1,325,608
	1,085,238
	366,478
	3,823,597
	194,470
	41,556
	629,138
	161,531
	60,200
	30.789.899





I.

1.		2.110.000 .	1.580.678 .
2.		1.000.000 .	328.995 .
3.		8.521.998 .	4.578.203 .
4.		35.375.537 .	33.268.337 .
5.		1,740,000 .	2.214.387 .
6.	:	<b>58.522.000 .</b>	<b>10.281.736 .</b>
	-	13.460.000 .	0 .
	-	2.000.000 .	0 .
	-	7.962.000 .	0 .
	-	1.500.000 .	0 .
	-	10.300.000 .	6.126.956 .
	-		0 .
	-	1.200.000 .	
	- JICA ( / )	6.150.000 .	0 .
	-	3.700.000 .	0 .
	-	3.000.000 .	0 .
	-	4.500.000 .	4.154.780 .
	-	4.750.000 .	0 .
7.		<b>71.906.000 .</b>	<b>10.004.014 .</b>
	-	2.500.000 .	0 .
	-		
	-	17.579.500 .	0 .
	-		
	-	12.926.500 .	9.093.510 .
	-	11.850.000 .	910.504 .
	-	27.050.000 .	0 .
		<b>179,175,535 .</b>	<b>62.256.350 .</b>

II.

F1		1.500.000 .	594.291 .
	-		
	-		
	-		
	10(20)		310.088 .
			284.203 .
	-		
	-		
	-		
	-		
	-		
	2011		



2012

		103.687.000 .	17.722.068 .
J0		100.000 .	0 .
J3		1.600.000 .	1,395,597 .
		1.600.000 .	1,712.460 .
J4		200.000 .	255.124 .
		200,000 .	22.500 .
		0 .	236.242 .
J6		400.000 .	0 .
J7		50.000 .	20.060 .
JA		700.000 .	620.712 .
	( . . )	700.000 .	416.832 .
JD		49.977.000 .	14.602.031 .
		1.500.000 .	0 .
		47.247.000 .	14.368.536 .
		80.000 .	0 .
		120.000 .	0 .
		1.030,000 .	215.795 .
JF		150.000 .	0 .
JG		40.270.000 .	806.238 .
	( “ )	33.200.000 .	0 .
		2,700,000 .	0 .
	- ,	800.000 .	0 .
		2.370.000 .	189.688 .
		1.200.000 .	616.550 .
JI	- -	8.060.000 .	0 .
		7,500,000 .	0 .
	-	560.000 .	0 .
J	( )	2,080,000 .	22.306 .
			22.306 .
N	( )	250,000 .	0 .



L0		5,410.000 .	325.296 .
	:	400.000 .	324.876 .
	,	4.500.000 .	420 .
	-	210.000	123.090 .
4		2.100.000 .	222.990 .
		100.000 .	104.558 .
	-	2.000.000 .	119.432 .
D0		24.710.000 .	11.794.516 .
	-	6.650.000 .	6.181.671 .
	-	2,000,000 .	200.966 .
	-	1.600,000 .	0 .
	.	1.000.000 .	0 .
	-	360,000 .	356.622 .
	" "	850,000 .	664.957 .
		4.500.000 .	4.154.780 .
		200,000 .	0 .
		3,350,000 .	0 .
		4.000.000 .	0 .
		200.000 .	235.520 .
N1		35,375,537 .	31,470,766 .
	,	24,640,000 .	23,769,950 .
		8,730.000 .	6,810,389 .
		170,000 .	41,558 .
		2.832.537 .	850,869 .
R1		6.935.000 .	0 .
		2.529.458 .	0 .
	/	4.005.542 .	0 .
		400.000 .	0 .
		179,175,535 .	62,129,927 .

:  
**179,175,535** .  
 :  
**62,129,927** .  
 :  
**117,587,608** .



5.

.	.			( )
1.		- . .0701-824/10	300-087091521428	6.666,00
			:	6.666,00

6.

, , :  
, )  
2012 .